

# 2008 Saturn VUE Green Line Hybrid

## Emergency Response Quick Reference

### Vehicle Identification

Special badging is used to identify the 2008 Saturn VUE Green Line Hybrid vehicles.

This badging is similar to the badging used on the 2007 Saturn VUE Green Line Hybrid. Some of these emblems are located on the liftgate.




A hybrid badge is on the driver and passenger front doors.



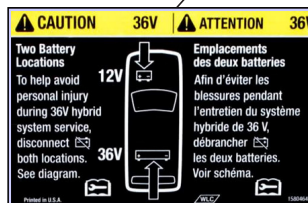
Also the eighth digit of the Vehicle Identification Number (VIN) can also be used to identify a Hybrid vehicle. If the eighth digit is a five (5), this signifies the vehicle is a Hybrid.



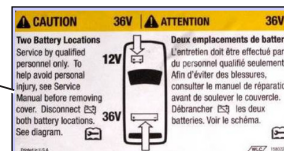
A tachometer with Auto Stop indicator and a Charge/Assist gauge are unique to the 2008 Saturn VUE Green Line Hybrid.



When the hood is opened, indications that a hybrid system is present include a hybrid badge on the engine cover and a label showing the battery locations.



Under the rear cargo floor is a battery location label attached to the hybrid battery case.



Comparison of 2007 and 2008 Saturn VUE Green Line Hybrids

2007 VUE Green Line Hybrid

2008 VUE Green Line Hybrid



GM Service Technical College provides this QR free of charge to First Responders. This sheet can be displayed in a classroom as long as it is represented as GM information and is not modified in any way.

For information regarding modification of GM's First Responder Information for other uses, contact GM's Licensing Manager at: GM Licensing Program Headquarters • 5775 Enterprise Ct. • Warren, MI 48092 • Attn: Licensing Coordinator

## To Disable 12v Power

You must perform ALL of the following 4 steps to disable the 12 Volt Electrical System.



This includes power to the airbag system. After removing the Hybrid engine cover do the following:

### 1. Turn the ignition key to the OFF position (if possible)




**WARNING: WAIT a minimum of 10 seconds to allow the undeployed airbag reserve energy to dissipate.**

### 2. Disconnect or Cut both negative (-) battery cables



Cut here to disable BOTH 12v negative cables at the same time

### 3. Disconnect or Cut the red cable attached to the underhood fuse block



Cut here to disable engine if ignition key is not accessible

### 4. Verify tachometer needle is pointing to OFF



**WAIT** a minimum of **10 seconds** to allow any undeployed airbag reserve energy to dissipate.

**Note:** Since one of the 12v negative (-) cables is partially hidden from view, it is best to disconnect the cables from the terminal or cut the cables near the terminal as shown at right.


For more information, consult the 2008 Saturn VUE Green Line Hybrid First Responder Guide at [www.gmstc.com](http://www.gmstc.com)

© Copyright 2007, General Motors Corporation

## 36 Volt Electrical System

Do NOT cut the blue intermediate voltage (36v) cable, because there is a higher arc potential.

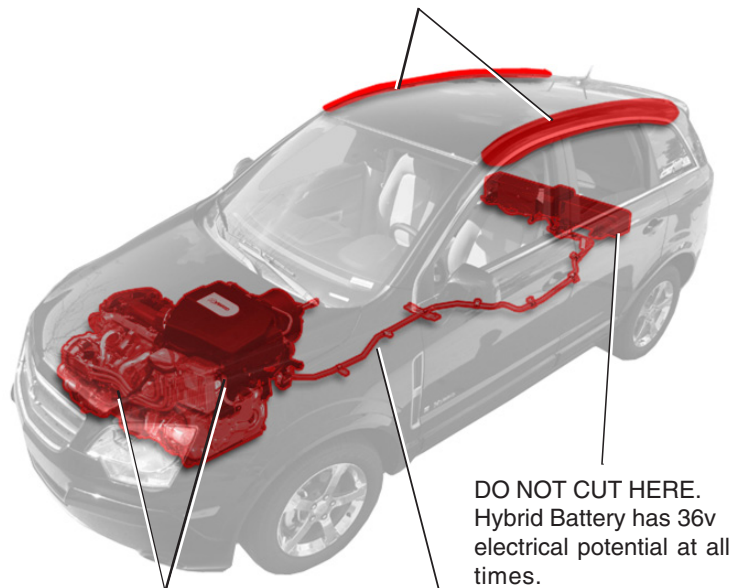
First perform the "Disabling 12 Volt Power" procedure to eliminate current flow on the 12 volt electrical system. This also reduces the 36 volt current flow to a low level in the blue intermediate voltage (36v) cable. No further action is required.



**CAUTION:** Cutting the blue cable may result in an arc hazard.

## Vehicle DO NOT CUT ZONES

DO NOT CUT HERE. Roof rails between windshield and "D" pillars may contain side impact air bag inflator canisters



DO NOT CUT HERE. Blue conduit located in engine compartment contains intermediate 36v wiring routed in channel beneath vehicle.

DO NOT CUT HERE. Blue anodized conduit routed in a channel beneath the vehicle contains intermediate 36v electrical wires

**CAUTION:** DO NOT cut the vehicle until all of the electrical systems have been deactivated and isolated. Cutting into the vehicle prior to disconnecting and isolating the electrical energy sources may cause an electrical arc and/or personal injury.